


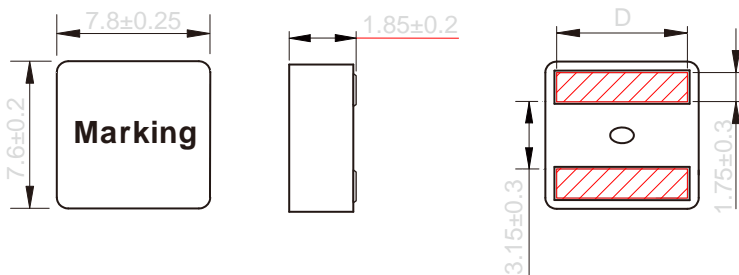
# Wire Wound Molded SMD Power Inductors Size 7020



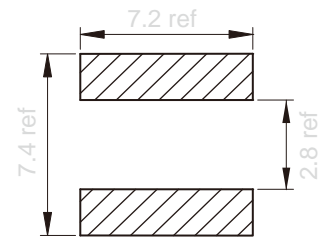
- Saturation current
- High current, low DCR, high efficiency
- Very low acoustic noise and very low leakage flux noise
- High reliability
- 100% Lead (Pb)-Free and RoHS compliant
- Operating temperature -55~+125°C (Including self-temperature rise)
- Quantity: 2000pcs

- Note PC power system, incl. IMVP-6
- DC/DC converter

## Dimensions: [mm]



## Land Pattern: [mm]



## Electrical Properties:

Part Number	DC Resistance (DCR)	DCR Tolerance	Inductance (L)	Inductance Tolerance	Q Factor	DC Current (I <sub>DC</sub> )	Temperature Rise (ΔT)
MDTE7020-R27M	0.27	±20%	35	32	21	3.5	6.6±0.3
MDTE7020-R31M	0.31	±20%	34	31	20	4.8	6.2±0.3
MDTE7020-R33M	0.33	±20%	34	31	19	4.8	6.2±0.3
MDTE7020-R47M	0.47	±20%	28	25	17	6.2	6.2±0.3
MDTE7020-R68M	0.68	±20%	25	23	13	9.2	6.2±0.3
MDTE7020-1R0M	1.00	±20%	23	20	11	10.8	6.2±0.3

Saturation Current will cause L to drop approximately 30%

Temperature Rise Current: The actual value of DC current when the temperature rise is  $\Delta T=40^{\circ}\text{C}$

## Soldering Reflow:

Preheat condition: 150 ~200°C / 60~120 sec.

Allowed time above 217°C: 60~90 sec.

Max temperature: 260°C.

Max time at max temperature: 10 sec.

Allowed Reflow time: 2x max.

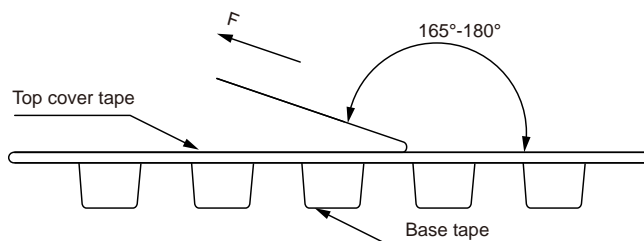


## Packaging Information:

Tape Dimension:

Series	A0 (mm)	B0 (mm)	D (mm)	P0 (mm)	P1 (mm)	W (mm)	K0 (mm)	E (mm)	T (mm)
MDTE7020	8.2±0.1	8.0±0.1	1.5±0.1	4.0±0.1	12.0±0.1	16.0±0.3	2.3±0.1	1.75±0.1	0.35±0.05

Peel force of top cover tape:



The peel force of top cover tape shall be between 0.1 to 1.3 N

Reel Dimension: [mm]



Packaging Quantity: